

Hardware Options

The standard handles for the Series 5000T operable vents are cam handles made from zinc alloy. 1 or 2 handles will be included, depending on the operable vent size (refer to the chart below). These handles lock positively against a PVC mounted keeper.

Handles and mounted keeper are available in black, white, and silver.

The 60 degree hinge is restricted to 4".

Vent Sizes with 1 or 2 Cam Handles

	1 CAM HANDLE	2 CAM HANDLES
AWNING WIDTH	UP TO 30"	30" TO 48"
CASEMENT HEIGHT	UP TO 30"	30" TO 60"


Options

1. Roto gear hardware. Rotary handle + latch are available in black, white and silver.
2. Multi-point locking hardware (casements only). Requires the use of the Roto gear as cam handles are not compatible. The multi point latch is available in black, white, and silver. The multi points, not visible when window is in closed position, are available in black and white only. The minimum vent height is required to be 35 ¼".
3. 90° egress hinge.
4. Custodial restrictors.

Standard Interior Cam Handle



Interior cam handle, made from zinc alloy, positively locks against a mounted keeper. Available in black, white and silver.

HARWARE TYPE	COLOUR
CAM - L CAM - R	BLK
	WHT
	SVR



Mounted Keeper for Standard Interior Handle

Interior mounted keeper, made from PVC, enables handle to positively lock against it. Available in black, white and silver.



Multi-Point Locking Hardware (Casement Only)




The multi point handle is available in black, white, and silver. Requires the use of the Roto gear as cam handles are not compatible. The minimum vent height is required to be 35 ¼”.


HARWARE TYPE	COLOUR
CVR (ROTO-MP)	BLK
	WHT
	SVR

Roto Gear

Roto gear hardware consists of a rotary drive complete with handle and a locking latch. Rotary drive base, handle and latch are available in black, white and silver. Rotary drive arm(s) come in beige (see rotary drive images for further clarity).




LOCKING LATCH



ROTARY HANDLE



AWNING ROTARY DRIVE



CASEMENT ROTARY DRIVE

Rotary drive base and handle are available in black, white and silver. Rotary arm(s) come in standard beige only.

HARWARE TYPE	COLOUR
AVR (ROTO)	BLK
	WHT
	SVR
CVR (ROTO)	BLK
	WHT
	SVR